

American Agronomic Stewardship Alliance



PROGRAM
OVERVIEW
2004-2008

What is the AASA?

- The AASA is a non profit association that develops standards for the storage of bulk, minibulk, and package pesticides.
- The AASA developed and maintains the checklist based on the standards.
- AASA hires third party inspectors that use the checklist to conduct inspections of ag retail facilities.
- AASA is funded by manufacturers that purchase inspection reports to aid in their decision where products can be handled and stored safely and correctly (no cost to retailer).

AASA Board of Directors

- 6 Manufacturers
- 4 Distributors
- 3 Retailers
- 1 State Pesticide Control Official
- 1 Fertilizer Industry Representative

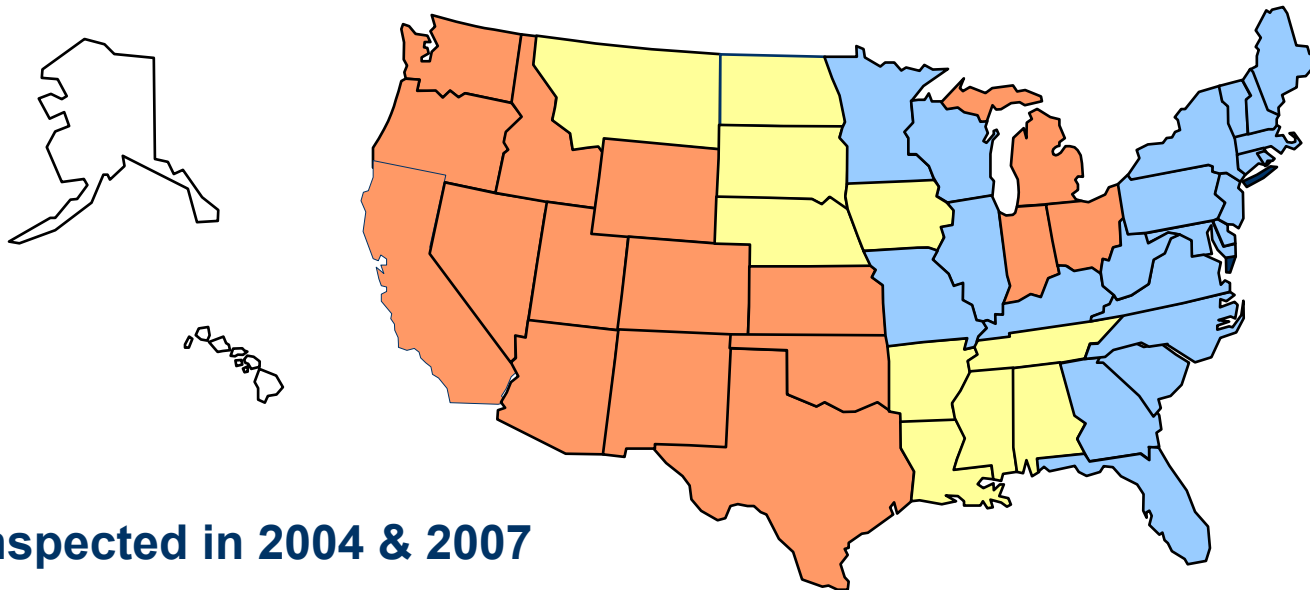
Why The Need For An Industry Stewardship Program Like AASA?

- Reduce liability from potential spills and leaks by ensuring pesticides are stored safely.
- AASA is a single source for industry standards and inspections reduce the need for multiple inspections.
- Prepare our industry for USEPA Containment Rules:
 - All bulk containers must be contained and refilling operations on non permeable surfaces.
 - Enforced by state and EPA regions.

AASA-History Timeline

- Initiative started With Crop Life America – 1997
- Ag Retailers Association Joined – 2001
 - Steering Committee develops standards and checklist
- Pilot Program - 2003 (200+ sites)
- AASA Incorporation - 2004
- Inspection program begins - June 2004
- IFCA takes over administration – January 2007
- Approximately 6,750 Retail Facility Inspections completed by September 2007

History of State Inspections



-  Inspected in 2004 & 2007
-  Inspected in 2005 & 2008
-  Inspected in 2006 & 2009

AASA Inspection Launch



CERES SOLUTIONS

Cultivating results.



Ceres Solutions, Templeton, IN, July 10, 2008

The AASA Inspection Process

- Third party inspector makes an appointment to visit a facility- inspections conducted from June to September.
- Inspector inspects facility in about 2 hours (we encourage facility personnel to participate).
- Copy of completed inspection checklist available upon request on day of inspection.
- AASA will mail a copy of the completed inspection report (as it appears in the database) to each facility.
- Facility reviews the report and sends any corrections to the AASA.

Key Advantages

- A single checklist so facility managers have a clearer idea of what is expected
 - Required items for certification
 - Scored items for improvement.
- Reduce duplicative inspections.
- The inspection is at no cost to the retailer
 - manufacturers pay for each report.
- A copy of its inspection report will be mailed to each retailer.

Questions On The AASA Checklist

- General Information about facility.
- General Tank Info to ensure tank can accommodate product--tank capacity, hoses, vents, pump size, etc.
- Required Items--those items that are required to pass the inspection.
- Scored Items--those items that may be required in the future.

2008 Program

- Inspections
 - Regulatory Consultants Inc.
 - FarmChem
 - Piedmont Environmental Consultants,
 - Data Management -Regulatory Consultants, Inc.
- Inspection Report Review
 - Crop Protection Manufacturers

2008 Postcard Survey

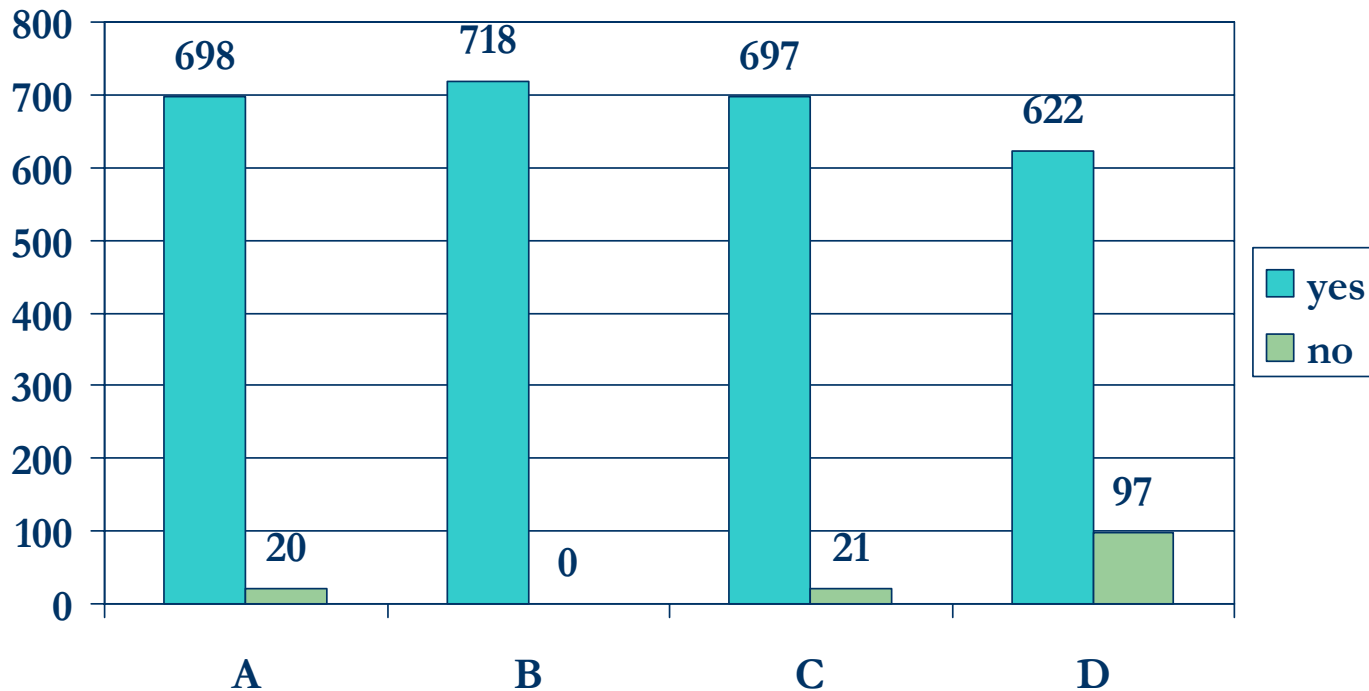
- Brief postcard survey to gather basic information and feedback on inspectors and inspections.
- Postcards provided to all inspectors in 2008 to be left with each facility upon completion of inspection.
- 718 postcards were returned out of 1480 inspections.
- Return rate of 49%

A – Did the AASA inspector make an appointment? 98% Yes

B – Was the inspector courteous and professional? 100% Yes

C – Did the inspector inform you that you will receive an inspection form copy? 97% Yes

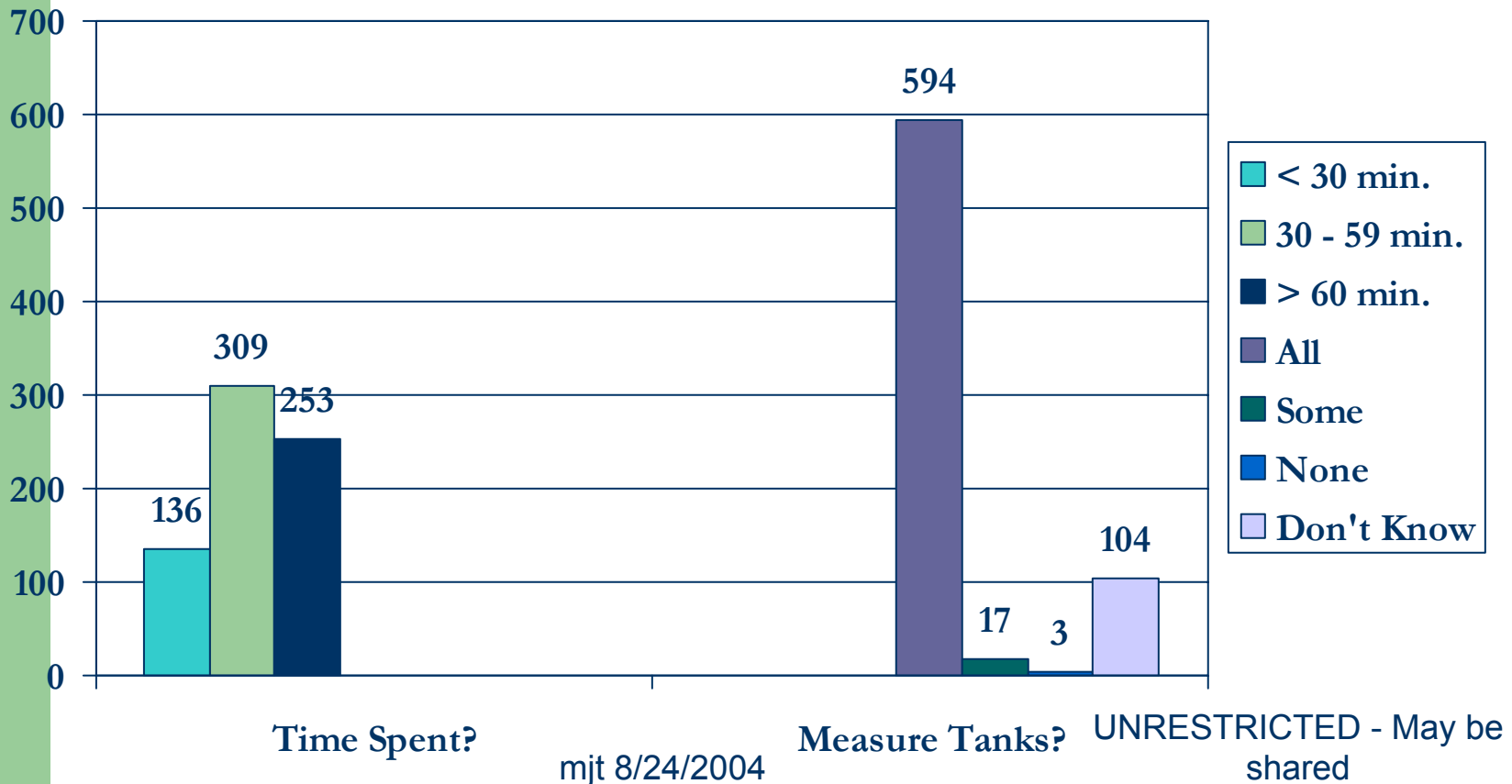
D – Did the inspector provide feedback or explanations of any problems? 87% Yes



Approximately how long did the inspection take?

- 19% <30 minutes
- 43% 30-59 minutes
- 36% > 60 minutes

Did the inspector measure the sizes of all tanks and containment? 83% Yes



Comparison of 2005 and 2008 Inspection Data

- 2005=1560 Facilities Inspected
- 2005=7439 Bulk Pesticide Tanks Inspected

- 2008=1480 Facilities Inspected
- 2008=7517 Bulk Pesticide Tanks Inspected

- Comparison of 2005 & 2008 a Decrease of 80 Facilities Inspected

- Comparison of 2005 & 2008 an Increase of 78 Bulk Pesticide Tanks Inspected

Questionnaire

Question Supplemental	2005 % Yes	2008 % Yes
#52—The containment for bulk pesticide product dispensing or transfers is a minimum of 225sq. ft. and has a minimum holding capacity of 750 gallons or 100% of the capacity of the largest pesticide container or bulk product holding equipment used on the containment whichever is less.	96%	67%
#56—Spilled pesticide products that are not contaminated with materials that are incompatible with the product's labeled uses are field applied within labeled rates as part of a pesticide use plan. <small>mjt 8/24/2004</small>	99% UNRESTRICTED	95% - May be shared

Questionnaire



Question Supplemental	2005 % Yes	2008 % Yes
#57—Written documentation of the clean out procedure as well as verification and the results of the individual tank clean out operations are kept on file	73% 18% N/A	60% 31% N/A

Questionnaire

Question Containment	2005 % Yes	2008 % Yes
#44—All drains, valves and cracks in the containment are permanently sealed.	93%	85%
#45—All pumps and meters are either within the dike wall or on an impermeable surface.	99%	99%
#46—All pipes are within containment or routed over the containment wall.	99%	99%

Questionnaire

Question Containment	2005 % Yes	2008 % Yes
#47—All bulk product “storage” is within containment that is constructed of rigid materials such as poured concrete, steel or sealed reinforced concrete block, is impermeable and compatible with the product (s) being stored and is properly maintained.	80%	98%
#50—All bulk product dispensing areas and transfers of bulk occur on or within properly maintained rigid containment that is impermeable and compatible with the product being dispensed or transferred.mjt 8/24/2004	81%	83% UNRESTRICTED - May be shared

Questionnaire

Question Tank	2005 % Yes	2008 % Yes
#19—Loading and unloading lines are labeled with the product they are used for.	71%	83%
#31—The tank is properly labeled which includes a product booklet.	85%	86%
#31a—The tank is properly labeled with the net contents from the last delivery.	79%	78%

Questionnaire

Question Tank	2005 % Yes	2008 % Yes
#31b—The correct EPA establishment number is affixed to the tank.	79%	82%
#32—The tank is free of visible stress cracks, punctures, corrosion or defects and there are no signs of leakage.	98%	99%
#33—The tank's profile is within the containment wall.	99%	99%

Questionnaire

Question Tank	2005 % Yes	2008 % Yes
#35—The dealer verifies the tank vent has been checked within the last 12 months and is operational.	94%	98%
#36—The tank's inlet/outlet valve is a stainless steel ball valve.	97%	97%
#37—The tank's inlet/outlet valve is locked or the building is secured when not in use.	96%	98%

Questionnaire

Question Tank	2005 % Yes	2008 % Yes
#38—If present, the exterior site gauge is equipped with a self-closing valve.	2% 95% N/A	2% 95% N/A
#39—Pumps, meters and plumbing are dedicated to each product or formulation.	91% Dedicated	84% Dedicated
#40—If a common manifold exists, there is a procedure in place to prevent cross contamination.	7% 92% N/A	14% 85% N/A

UNRESTRICTED - May be

Questionnaire

Question Mini-Bulk	2005 % Yes	2008 % Yes
#59—Portable Refillable Containers (PRC's) have a unique identity (dealer #, static serial # or other)	89%	91%
#61—All bulk pesticide product dispensing areas and transfers of bulk pesticide products occurs on or within properly maintained rigid containment that is impermeable and compatible with the product being dispensed or transferred.	95%	93%

Questionnaire

Question Mini-Bulk	2005 % Yes	2008 % Yes
#62—Repackaging agreements for all bulk products being repackaged are current , on file and available.	99%	98%
#63—Current labels are available at the location for each product being stored.	99%	99%
#64—A written procedure is in place to ensure PRC's are cleaned according to manufacturer's specifications prior to changing product or formulation.	79% 14% N/A	67% 31% N/A

mjt 8/24/2004

UNRESTRICTED - May be shared

Questionnaire

Question Mini-Bulk	2005 % Yes	2008 % Yes
#65—All PRC's are visually inspected before refilling.	99%	99%
#68—All PRC's are on or within containment while at the facility	77%	74%
#69—PRC's are under cover when empty.	79%	69%

mjt 8/24/2004

UNRESTRICTED - May be shared


Questionnaire

Question Mini-Bulk	2005 % Yes	2008 % Yes
#71—All poly PRC's are regularly inspected and they meet applicable DOT/EPA packaging and/or leak proof requirements	91%	95%
mjt 8/24/2004	UNRESTRICTED - May be shared	









2







For Additional Information

- Visit the AASA Website at www.aginspect.org for:
 - AASA Fact Sheet
 - Inspection Checklist
 - Inspection Manual
 - Inspector Credentials and Photographs